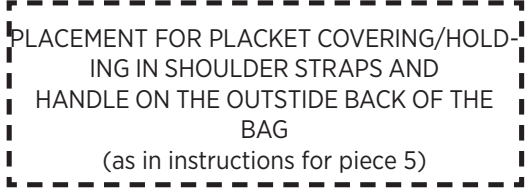


NOTES

PIECE 7 IS THE ONLY PATTERN PIECE THAT IS TO SIZE. ALL THE OTHER PIECES NEED TO BE DRAWN OUT ON CARD FIRST ACCORDING TO MEASUREMENTS. FOLLOW INSTRUCTIONS CAREFULLY AS IN MAGAZINE **NOTING THE IMPORTANT NOTE BELOW FOR PIECE 6**

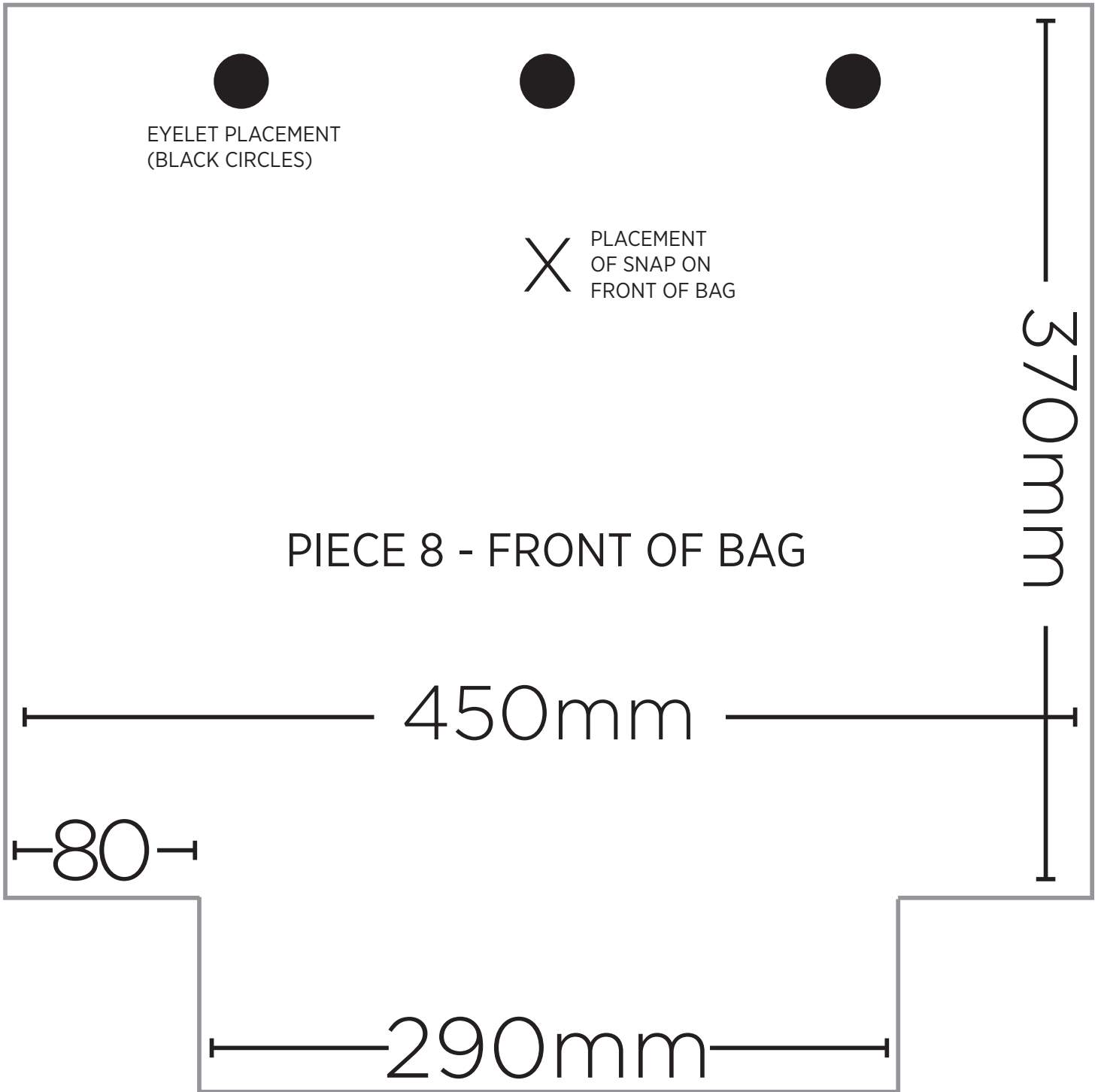
NB* PIECE 6 - SPRAP ANCHOR FOLLOW DIAGRAM B, (NOT A) FOR THE FOLDING INSTRUCTION

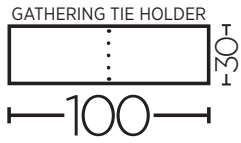


NOTES

PIECE 7 IS THE ONLY PATTERN PIECE THAT IS TO SIZE. ALL THE OTHER PIECES NEED TO BE DRAWN OUT ON CARD FIRST ACCORDING TO MEASUREMENTS. FOLLOW INSTRUCTIONS CAREFULLY AS IN MAGAZINE **NOTING THE IMPORTANT NOTE BELOW FOR PIECE 6**

NB* PIECE 6 - SPRAP ANCHOR FOLLOW DIAGRAM B, (NOT A) FOR THE FOLDING INSTRUCTION





OUTSIDE BAG BACK STRAP ENCLOSURE



NOTES

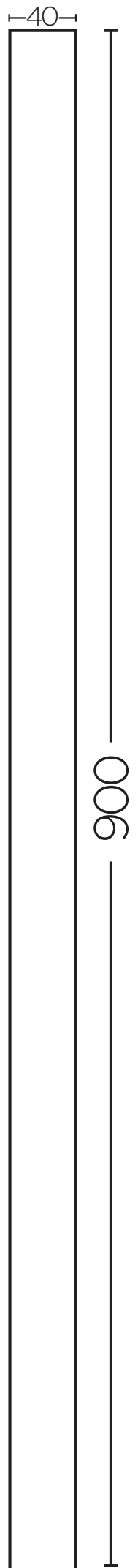
PIECE 7 IS THE ONLY PATTERN PIECE THAT IS TO SIZE. ALL THE OTHER PIECES NEED TO BE DRAWN OUT ON CARD FIRST ACCORDING TO MEASUREMENTS. FOLLOW INSTRUCTIONS CAREFULLY AS IN MAGAZINE **NOTING THE IMPORTANT NOTE BELOW FOR PIECE 6**

NB* PIECE 6 - SPRAP ANCHOR FOLLOW DIAGRAM B, (NOT A) FOR THE FOLDING INSTRUCTION

PULLTIE
FOLD IN HALF HORIZONTALLY



SHOULDER STRAP
FOLD IN HALF HORIZONTALLY



YOUR FAMILY